

Getting Logged In & Online Navigation

Student Login

Website

Student account login using a browser at app.gradecam.com/studentLogin.

GradeCam Mobile App

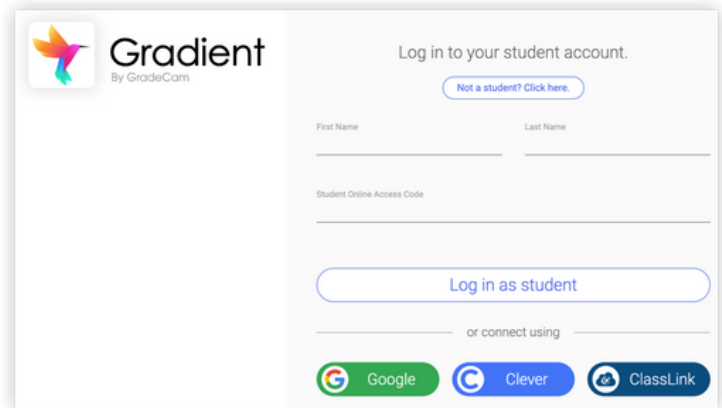
Select to **Login as a Student**.

Student Access Code

Access code is required for Gradient only login or to authenticate with your Google account.

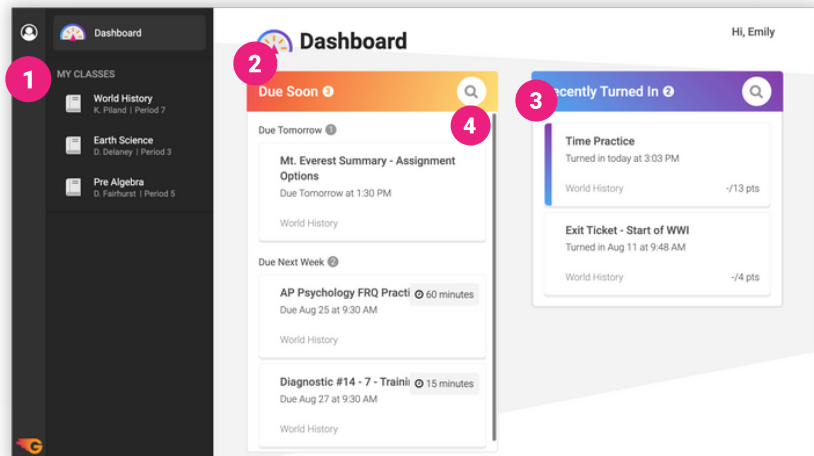
Single Sign-On Service

Authenticate using Clever or ClassLink.



Student Portal Dashboard

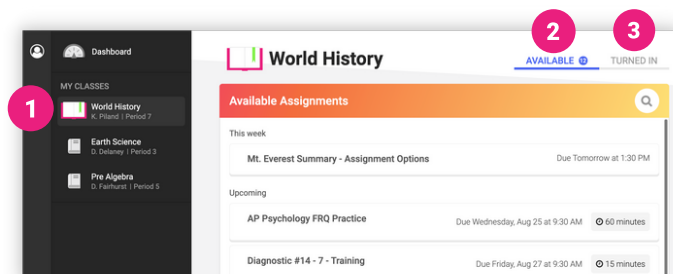
- 1 Classes** - List of classes with assignments
- 2 Due Soon** - Available assignments due within two weeks*
- 3 Recently Turned In** - Assignments submitted recently*
- 4 Search** listed assignments



***Note:** Visible data and assignments vary by teacher set permissions.

Assignments for a Specific Class

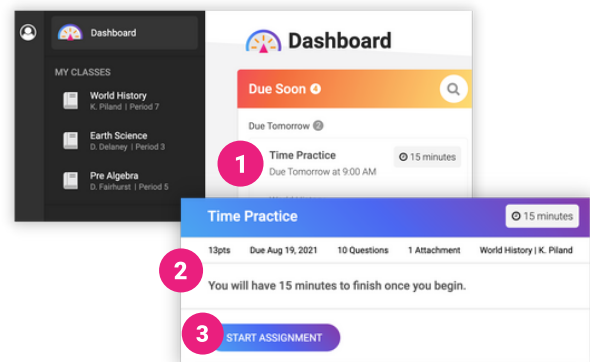
- 1** Select Class from left sidebar
- 2 AVAILABLE** tab to view all available assignments for the selected class
- 3 TURNED IN** to view all submitted assignments available for review



Complete an Assignment Online

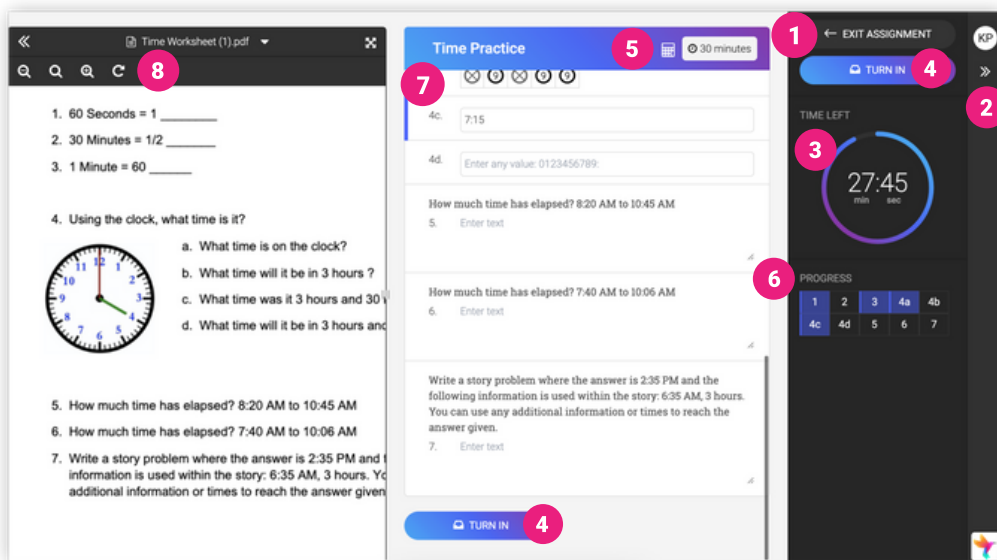
Start Assignment

- 1 Locate and select the assignment in **Due Soon** section on the Dashboard
- 2 Assignment Details
- 3 Select **Start Assignment**



Assignment Window Overview

- 1 Return to Dashboard*
- 2 Collapse sidebar
- 3 Timer (if applied)
- 4 Turn In assignment
- 5 Tools (if applied)
- 6 Progress Bar (jump to question)
- 7 Answer Area
- 8 Attachment View Controls



***Note:** If you exit the assignment without Turning In, responses are saved but not submitted for grading.

Review Turned In Assignment

- 1 **Score** - Grade is pending if items need to be reviewed
- 2 **Missed Questions** highlight in red
- 3 **Teacher Feedback** (if applicable)

Note: Review information displayed depends on assignment settings from the teacher.

